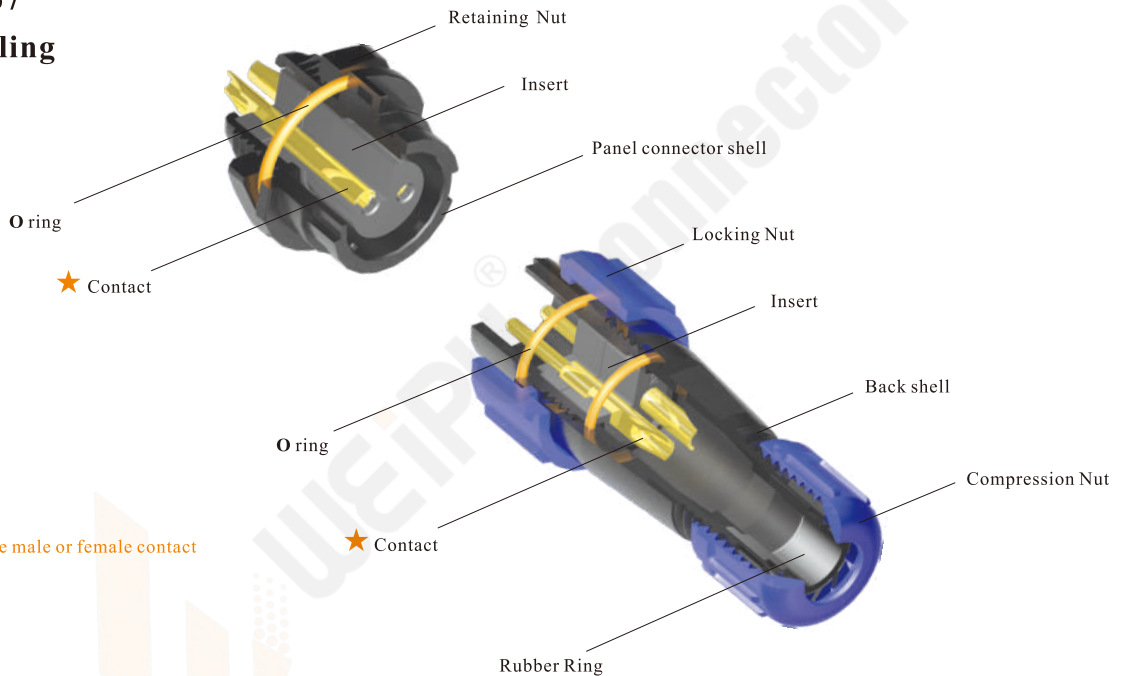


IP67



06

- SY Series IP67
- Bayonet coupling



★ Each side can be male or female contact

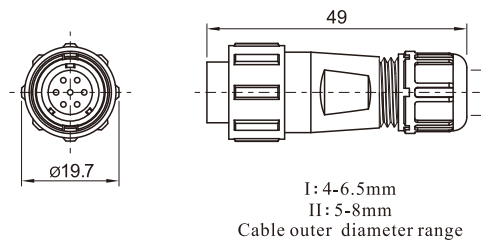
Material and spec

| Coupling | Bayonet | |
|----------------------------|--|--|
| Shell material | PC, Nylon66, fire resistance: V-0 | |
| Insert material | PPS, max temperature 260 °C | |
| Contact material | Brass with gold plating | |
| Termination | Solder: SY11, SY13, SY17, SY21, SY25, SY29 Crimp: SY17, SY21, SY25, SY29 Screw: SY21, SY25, SY29(Ø2.5, Ø3, Ø3.5mm contact) | |
| Cable outer diameter range | SY11: I:3-4mm, II:4-6.5mm SY17: 6-10mm SY25: I:10-14mm , II: 7-12mm | SY13: I: 4-6.5mm , II: 5-8mm SY21: I: 4.5-7mm, II:7-12mm III:5-9mm SY29:I:9-13mm, II:13-16mm |
| IP rating | IP67 | |
| Mating cycle | 500 | |
| Temperature range | -40°C~+85°C; -20°C ~+70°C | |
| Insulation resistance | 2000 MΩ | |

SY13 Series



Cable connector
Mate with SY1311,
SY1311C, SY1312

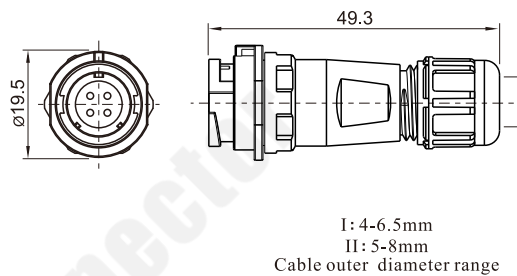


SY1310 / P — **SY1310 / S**

Male contact
Cable outer diameter range
I: 4-6.5mm , II: 5-8mm
Number of contact
Female contact



In-line cable connector C
Mate with SY1310

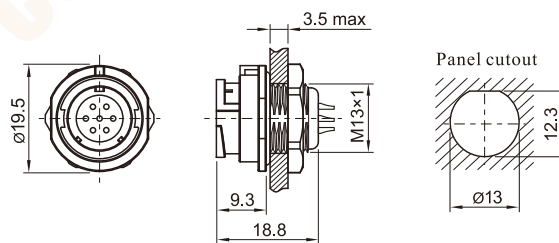


SY1311C / P — **SY1311C / S**

I: 4-6.5mm
II: 5-8mm
Cable outer diameter range



Rear-nut mount
Mate with SY1310



SY1312 / P — **SY1312 / S**

Number of contact

Solder contact spec

| Number of contact | 2 | 3 | 4 | 5 | 6 | 7 | 9 |
|-----------------------------------|--------|--------|----------|----------|----------|----------|---------|
| Male contact face view | | | | | | | |
| Rated current (A) | 13 | 13 | 5 | 5 | 5 | 5 | 3 |
| Contact diameter (mm) | Ø1.6X2 | Ø1.6X3 | Ø1X4 | Ø1X5 | Ø1X6 | Ø1X7 | Ø0.7X9 |
| Rated voltage (AC.V) | 250 | 250 | 200 | 180 | 125 | 125 | 125 |
| Test voltage(AC.V) 1 min | 1500 | 1500 | 1500 | 1000 | 1000 | 1000 | 1000 |
| Contact resistance (mΩ) | 2.5 | 2.5 | 5 | 5 | 5 | 5 | 10 |
| Wire size (mm ² / AWG) | ≤2/14 | ≤2/14 | ≤0.75/18 | ≤0.75/18 | ≤0.75/18 | ≤0.75/18 | ≤0.5/20 |

SY13 Series



Cable connector
Mate with SY1311, SY1312

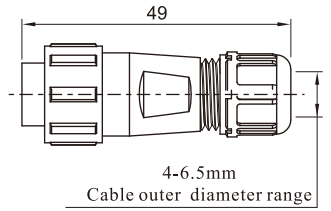
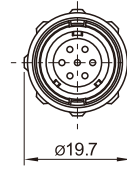
(CU):
Colour: All black

SY1310 / P _ _

SY1310 / S _ _

Male contact

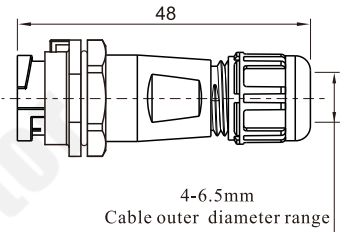
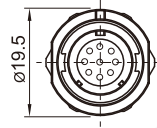
Number of contact
Female contact



In-line cable connector
Mate with SY1310

SY1311 / P _ _

SY1311 / S _ _

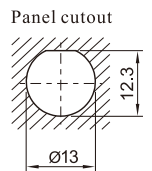
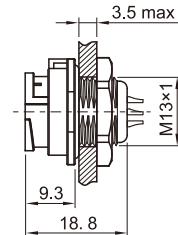
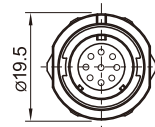


Rear-nut mount
Mate with SY1310

SY1312 / P _ _

SY1312 / S _ _

(CU):
Number of contact



Solder contact spec

| Number of contact | 9 |
|--------------------------|--------|
| Male contact face view | |
| Rated current (A) | 3 |
| Contact diameter (mm) | Ø0.7X9 |
| Rated voltage (AC.V) | 125 |
| Test voltage(AC.V) 1 min | 1000 |
| Contact resistance (mΩ) | 10 |
| Wire size (AWG) | 20 |