

IP 68

05

- SP Series IP68
- Threaded coupling



★ Each side can be male or female contact

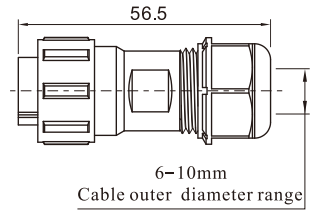
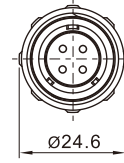
Material and spec

Coupling	Threaded	
Shell material	PC, Nylon66, fire resistance: V-0	
Insert material	PPS, max temperature 260 °C; Insert material: PA66(New Screw)	
Contact material	Brass with gold plating	
Termination	Solder: SP11, SP13, SP17, SP21, SP25, SP29, Crimp: SP17, SP21, SP25, SP29 Screw: SP17, SP21, SP25, SP29 (Ø2.0, Ø2.5, Ø3, Ø3.5mm contact)	
Cable outer diameter range	SP11: I: 3-4mm, II: 4-6.5mm SP17: 6-10mm SP25: I: 10-14mm, II: 7-12mm	SP13: I: 4-6.5mm, II: 5-8mm SP21: I: 4.5-7mm, II: 7-12mm, III: 5-9mm SP29: I: 9-13mm, II: 13-16mm
IP rating	IP68	
Mating cycle	500	
Temperature range	-40°C ~ +85°C	
Insulation resistance	2000 MΩ	

SP17 Series



Cable connector
Mate with SP1711, SP1711C,
SP1712

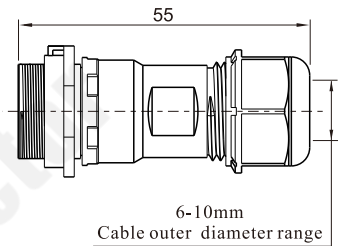
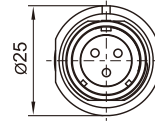


SP1710 / P _ _ _
Male contact

SP1710 / S _ _ _
1: solder, 3: crimp
Number of contact
Female contact



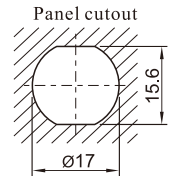
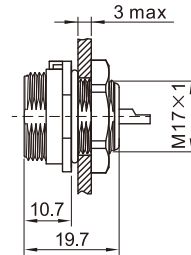
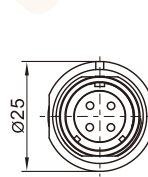
In-line cable connector C
Mate with SP1710



SP1711C / P _ _ _ SP1711C / S _ _ _



Rear-nut mount
Mate with SP1710



SP1712 / P _ _ _ SP1712 / S _ _ _

Solder contact spec

★ Crimp contact spec see P20

Number of contact	2	3	4	2B	3B	4B	5	7	9	10
Male contact face view										
Rated current (A)	10	10	5	15	15	15	5	5	5	5
Contact diameter(mm)	Ø1.5X2	Ø1.5X3	Ø1X4	Ø2X2	Ø2X3	Ø2X4	Ø1X5	Ø1X7	Ø1X9	Ø1X10
Rated voltage (AC.V)	500	500	500	500	500	500	500	400	400	400
Test voltage(AC.V) 1 min	1500	1500	1500	1500	1500	1500	1500	1200	1200	1200
Contact resistance (mΩ)	2.5	2.5	5	2.5	2.5	2.5	5	5	5	5
Wire size (mm ² /AWG)	≤2/14	≤2/14	≤0.75/18	≤2/14	≤2/14	≤2/14	≤0.75/18	≤0.75/18	≤0.75/18	≤0.75/18



**SP
17**

SP17 Series

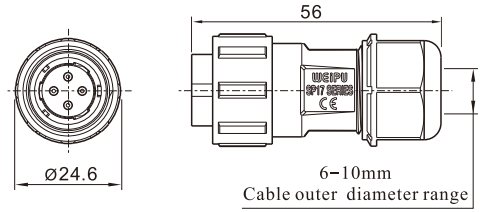


Plug with horizontal mount screw
Mate with SP1711, SP1712

SP1710 / P__-9 SP1710 / S__-9

Male contact

Number of contact
Female contact

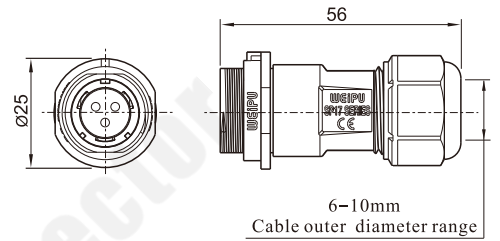


05



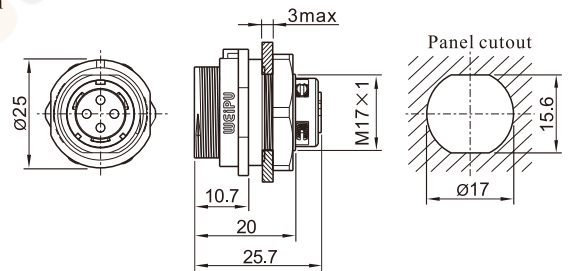
Connector with horizontal mount screw
Mate with SP1710

SP1711 / P__-9 SP1711 / S__-9



Rear-nut mount receptacle with horizontal mount screw
Mate with SP1710

SP1712 / P__-9 SP1712 / S__-9



Screw contact spec

Number of contact	2B	3B	4B
Male contact face view			
Rated current (A)	15	15	15
Contact diameter(mm)	Ø2X2	Ø2X3	Ø2X4
Rated voltage (AC.V)	500	500	500
Test voltage(AC.V) 1 min	1500	1500	1500
Contact resistance (mΩ)	2.5	2.5	2.5
Wire size (mm²/AWG)	Min: 0.75/18 ≤ Max: ≤2/14	Min: 0.75/18 ≤ Max: ≤2/14	Min: 0.75/18 ≤ Max: ≤2/14