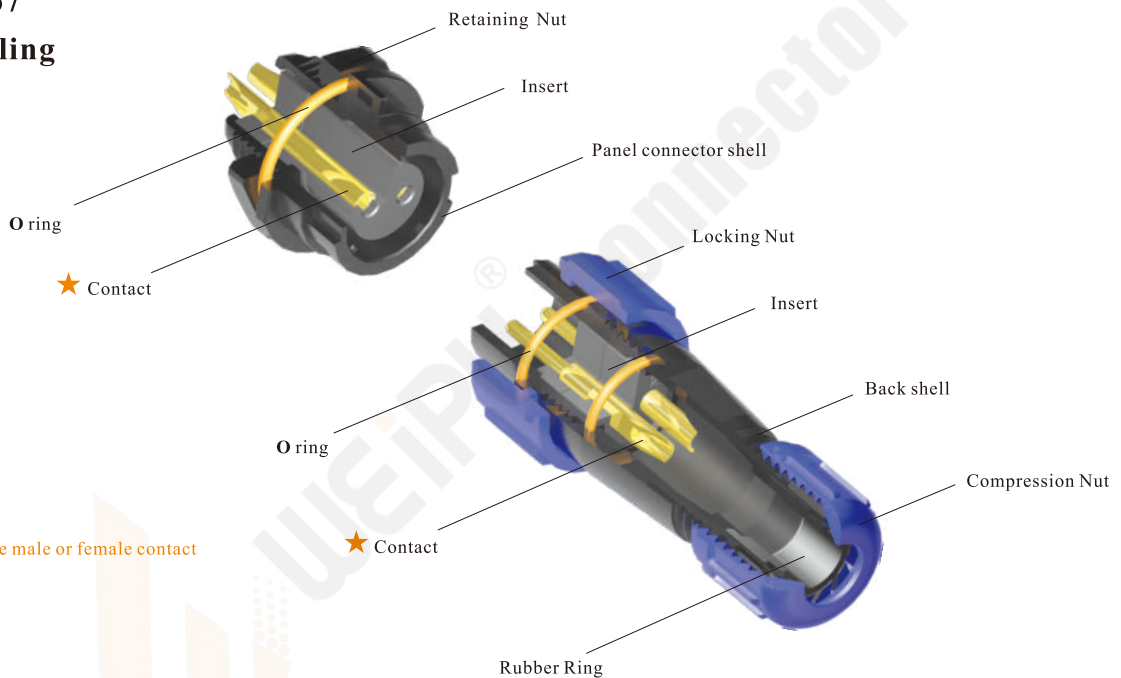


IP67



06

- SY Series IP67
- Bayonet coupling



Material and spec

Coupling	Bayonet	
Shell material	PC, Nylon66, fire resistance: V-0	
Insert material	PPS, max temperature 260 °C	
Contact material	Brass with gold plating	
Termination	Solder: SY11, SY13, SY17, SY21, SY25, SY29 Crimp: SY17, SY21, SY25, SY29 Screw: SY21, SY25, SY29(Ø2.5, Ø3, Ø3.5mm contact)	
Cable outer diameter range	SY11: I:3-4mm, II:4-6.5mm SY17: 6-10mm SY25: I:10-14mm , II: 7-12mm	SY13: I: 4-6.5mm , II: 5-8mm SY21: I: 4.5-7mm, II:7-12mm III:5-9mm SY29:I:9-13mm, II:13-16mm
IP rating	IP67	
Mating cycle	500	
Temperature range	-40°C~+85°C; -20°C ~+70°C	
Insulation resistance	2000 MΩ	

SY21 Series

**SY
21**



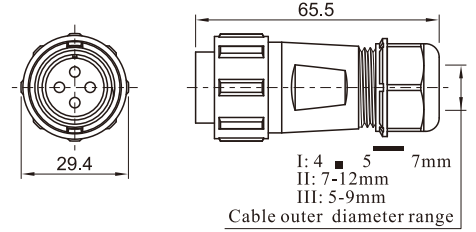
SY2110 / P --- SY2110 / S

Male contact
Female contact
Number of contact

Cable connector
Mate with SY2111, SY2111C,
SY2112, SY2113

I: solder, 2: screw, 3: crimp

Cable outer diameter range
I: 4.5-7mm, II: 7-12mm, III: 5-9mm



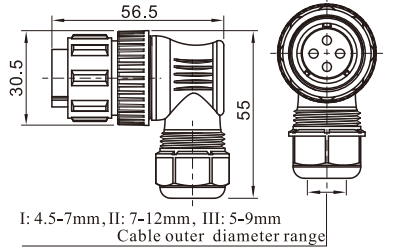
SY2116 / P --- SY2116 / S

Number of contact

Angled cable connector
Mate with SY2111, SY2111C, SY2112, SY2113

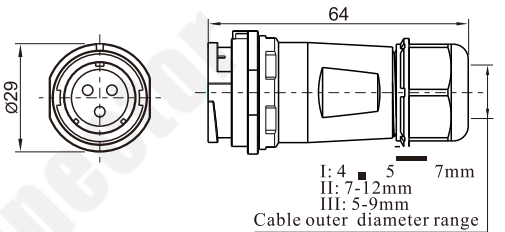
I: solder, 2: screw, 3: crimp

Cable outer diameter range
I: 4.5-7mm, II: 7-12mm, III: 5-9mm



SY2111C / P --- SY2111C / S

In-line cable connector C
Mate with SY2110, SY2116

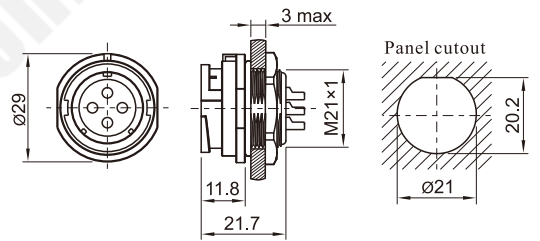


SY2112 / P --- SY2112 / S

Number of contact

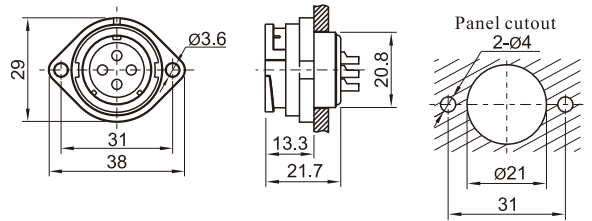
Rear-nut mount
Mate with SY2110, SY2116

I: solder, 2: screw, 3: crimp



SY2113 / P --- SY2113 / S

2-hole flange
Mate with SY2110, SY2116



Solder contact spec

★Crimp contact spec see P20

★Screw contact spec see P21

Number of contact	2	3	4	5	5B	5C	6	6B	7	8	9	12	15
Male contact face view													
Rated current (A)	30	30	30	30	30 5	15	25 5	30 5	15	10	5	5	5
Contact diameter (mm)	Ø3X2	Ø3X3	Ø3X4	Ø3X5	Ø3X2 Ø1X3	Ø2X5	Ø2.5X4 Ø1X2	Ø3X2 Ø1X4	Ø2X7	Ø1.5X8	Ø1X9	Ø1X12	Ø1X15
Rated voltage (AC.V)	500	500	500	500	500	500	500	500	500	500	400	400	400
Test voltage(AC.V) 1 min	1500	1500	1500	1500	1500	1500	1500	1500	1500	1500	1200	1200	1200
Contact resistance (mΩ)	1	1	1	1	1 5	2.5	1 5	1 5	2.5	2.5	5	5	5
Termination	solder / screw	solder / screw	solder / screw	solder / screw	solder	solder	solder	solder	solder	solder	solder	solder	solder
Wire size for solder (mm ² / AWG)	≤4/11	≤4/11	≤4/11	≤4/11	≤4/11 ≤0.75/18	≤2/14	≤4/11 ≤0.75/18	≤4/11 ≤0.75/18	≤2/14	≤2/14	≤0.75/18	≤0.75/18	≤0.75/18
Wire size for screw termination (mm ² / AWG)	≤1.5/15	≤1.5/15	≤1.5/15	≤1.5/15	/	/	/	/	/	/	/	/	/